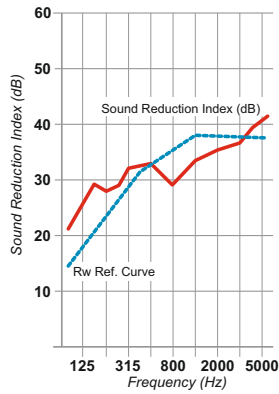


fire, smoke & acoustic test data

All STS acoustic data is sourced, supplied and verified by independent, UKAS-accredited test facilities in accordance with all relevant British and European standards.



Approved Document 'B' (Fire Safety)
Approved Document 'M' (Access To and Use of Buildings)

BS EN 1634 - 3: 2004
BS 476: 31 - 1

BS EN 13724: 2002

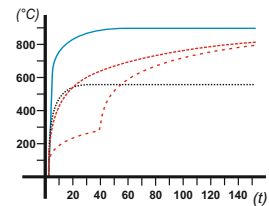
BS EN 1670: CLASS 5

BS 9999

BS 476: 22 - 1987

BS 8214 - 2008

BS EN 1634 - 1: 2008



STS 4001 12" Fire-rated letter-plate (inc. 30mm x 2mm intumescent liner)


:16

Characteristics / features

Product code	Material(s)	Compliant
STS 4001 "FRAME / FLAP"	<i>Standard:</i> Frame: ABS (UV safe) Flap: DIE-CAST ZINC <i>Premium:Frame:</i> Frame: DIE-CAST ZINC Flap: DIE-CAST ZINC	FIRE ACOUSTIC DURABILITY ROYAL MAIL SALT SPRAY

Finish

Standard	Premium
BK / G - Painted Gold	CH / CH - Chrome (mirrored)
BK / S - Painted Silver	SAT / SAT - Satin
BK / W - White	PG / PG - Polished Gold
BK / CH - Chrome (mirrored)	
BK / SAT - Satin	
BK / PG - Polished Gold	

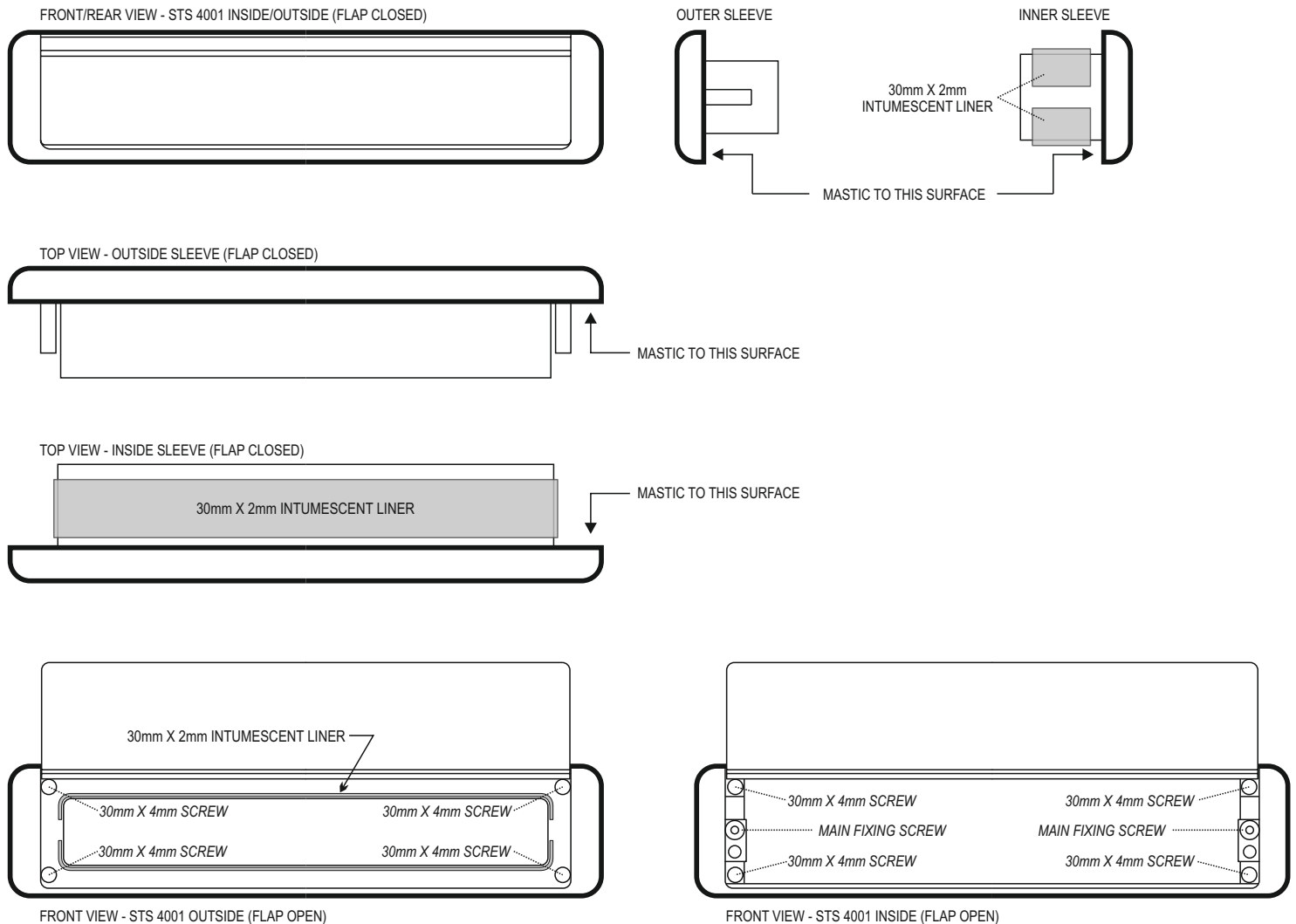


IMPORTANT!
See page 2 for Fitting Instructions

FITTING INSTRUCTIONS

STS 4001 12" Fire-rated letter-plate (inc. 30mm x 2.5mm intumescent liner)

:16



IMPORTANT!

The STS 4001 comes with a 1 metre long, 30mm wide, self-adhesive, intumescent liner. ALL of the liner MUST be used when fitting.

NOTE: The liner is positioned on the INNER SLEEVE. (SEE IMAGE)

Once the liner is securely fitted, apply a thin bead of silicone mastic around the reverse face of the inner sleeve. (SEE IMAGE)

Fit the inner sleeve into the pre-prepared aperture. (from the INSIDE of the door)

Apply a thin bead of silicone mastic around the weather seal fitted to the reverse face of the outer sleeve. (SEE IMAGE)

Fit the outer sleeve (from the OUTSIDE of the door) so it locates into the inner sleeve.

Fix the inner and outer sleeves with 4no. 30mm x 4mm screws (not supplied). (SEE IMAGE)

Secure the STS 4001 with the 2no. main fixing screws as provided.